





We Conceal We Reveal



INSPIRED BY TAAHLIAH & HUSS



Desensitised, i am.
Adapted to it, I have.

TAAHLIAH & HUSS, DESENSITIZED , 2020

WE REVEAL WE CONCEAL INSPIRED BY TAAHLIAH & HUSS

The world can be a wild space to survive and navigate. There are things we decide to show and things we decide to hide. Get creative and explore the process of concealing and revealing.

YOU WILL NEED:

Paper (and access to a printer), glue, something to record your reveal

1. Print off an image of a face size A4. It could be yours, but it doesn't have to be.
2. Get a plain A4 sheet of paper and get gluing the back, it works best if you cover the whole surface. A glue stick works well here!
3. Stick this over the face. You have now concealed
4. Time to reveal. Select a way to record your reveal. It could be a series of stills, a time lapse or animation.
5. Pick, rip, tare and reveal the person below.

WANT MORE?

Try multiple layers.

Swap the image for text, a word a quote or an insight!

Share your creativity with us: @jupiterartland or #JupiterArtland